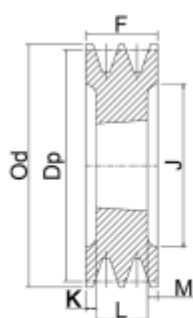
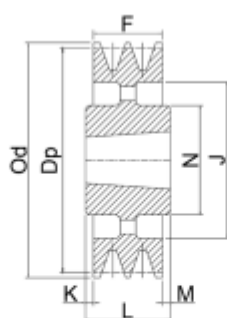


PULEGGE SPC 4 gole

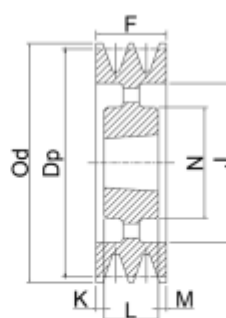
Pulley SPC 4 socket



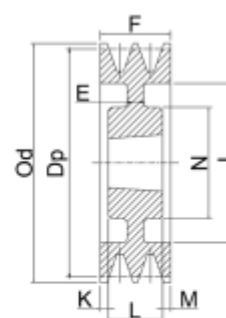
Tipo 3



Tipo 4



Tipo 5



Tipo 6

Pulegge SPC a 4 gole

Descrizione prodotto	Diam. primitivo Dp	Misura bussola	Foro max (bussola)	Diam. esterno Od	Tipo	E	F	J	K	L	M	N	kg
04SPC200	200	3020	75	209.6	3	-	110.5	144	29.75	51	29.75	-	11.2
04SPC212	212	3020	75	221.6	3	-	110.5	156	29.75	51	29.75	-	13
04SPC224	224	3535	90	233.6	3	-	110.5	172	10.75	89	10.75	-	16.3
04SPC236	236	3535	90	245.6	3	-	110.5	184	10.75	89	10.75	-	16.4
04SPC250	250	3535	90	259.6	3	-	110.5	198	10.75	89	10.75	-	22.5
04SPC265	265	3535	90	274.6	3	-	110.5	213	10.75	89	10.75	-	26.65
04SPC280	280	3535	90	289.6	3	-	110.5	228	10.75	89	10.75	-	30.4
04SPC300	300	3535	90	309.6	6	20	110.5	247	10.75	89	10.75	170	24.3
04SPC315	315	3535	90	324.6	6	20	110.5	262	10.75	89	10.75	170	25.5
04SPC335	335	3535	90	344.6	6	20	110.5	282	10.75	89	10.75	170	27.5
04SPC355	355	3535	90	364.6	6	20	110.5	303	10.75	89	10.75	170	31.9
04SPC375	375	3535	90	384.6	6	25	110.5	324	10.75	89	10.75	170	32.7
04SPC400	400	3535	90	409.6	5	-	110.5	348	10.75	89	10.75	170	38.45
04SPC425	425	3535	90	434.6	5	-	110.5	369	10.75	89	10.75	170	39.8
04SPC450	450	3535	90	459.6	5	-	110.5	394	10.75	89	10.75	170	40.7
04SPC475	475	3535	90	484.6	5	-	110.5	419	10.75	89	10.75	170	42
04SPC500	500	3535	90	509.6	5	-	110.5	444	10.75	89	10.75	170	41.5
04SPC530	530	3535	90	539.6	5	-	110.5	474	10.75	89	10.75	170	61.1
04SPC560	560	4040	100	569.6	5	-	110.5	504	4.25	102	4.25	200	60
04SPC630	630	4545	110	639.6	4	-	110.5	574	1.75	114	1.75	225	77.1
04SPC710	710	4545	125	719.6	4	-	110.5	654	1.75	114	1.75	225	92.3
04SPC800	800	5050	125	809.6	4	-	110.5	737	4	127	12	245	96
04SPC1000	1.000	5050	125	1009.6	4	-	110.5	937	1	127	12	245	132.00
04SPC1250	1250	5050	125	1259.6	4	-	110.5	1187	4	127	12	245	189.5

N.B. Il tipo 4 e 5 sono pulegge a raggi.
Le dimensioni non funzionali possono variare.