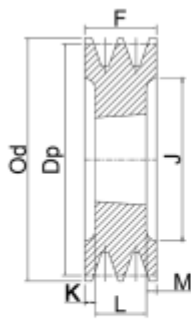
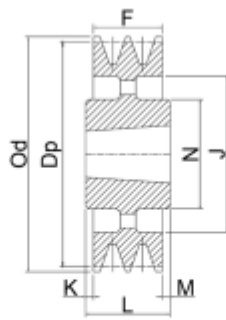


PULEGGE SPB 6 gole

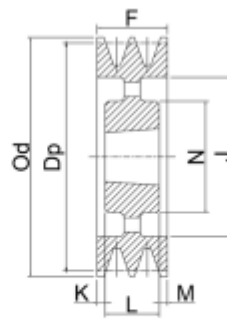
Pulley SPB 6 socket



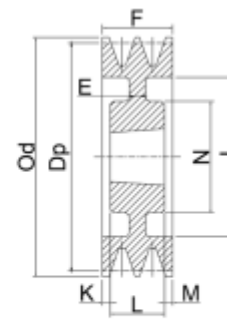
Tipo 3



Tipo 4



Tipo 5



Tipo 6

Pulegge SPB a 6 gole

Descrizione prodotto	Diam. primitivo Dp	Misura bussola	Foro max (bussola)	Diam. esterno Od	Tipo	E	F	J	K	L	M	N	kg
06SPB140	140	2517	60	147	3	-	120	102	37.5	45	37.5	-	5
06SPB150	150	2517	60	157	3	-	120	107	37.5	45	37.5	-	6.5
06SPB160	160	3020	75	167	3	-	120	123	34.5	51	34.5	-	6.25
06SPB170	170	3020	75	177	3	-	120	127	34.5	51	34.5	-	7.6
06SPB180	180	3020	75	187	3	-	120	137	34.5	51	34.5	-	9.2
06SPB190	190	3020	75	197	3	-	120	147	34.5	51	34.5	-	10
06SPB200	200	3020	75	207	3	-	120	157	34.5	51	34.5	-	11.5
06SPB212	212	3535	90	219	3	-	120	169	15.5	89	15.5	-	14.8
06SPB224	224	3535	90	231	3	-	120	181	15.5	89	15.5	-	17.5
06SPB236	236	3535	90	243	3	-	120	193	15.5	89	15.5	-	21
06SPB250	250	3535	90	257	3	-	120	207	15.5	89	15.5	-	24
06SPB280	280	3535	90	287	6	18	120	237	15.5	89	15.5	170	22.5
06SPB300	300	3535	90	307	6	18	120	257	15.5	89	15.5	170	24.2
06SPB315	315	3535	90	322	6	18	120	272	15.5	89	15.5	170	25.7
06SPB335	335	3535	90	342	6	18	120	292	15.5	89	15.5	170	25
06SPB355	355	3535	90	362	5	-	120	312	15.5	89	15.5	170	26
06SPB400	400	3535	90	407	5	-	120	357	15.5	89	15.5	170	32.9
06SPB450	450	4040	100	457	5	-	120	407	-	102	18	200	42
06SPB500	500	4040	100	507	5	-	120	457	-	102	18	200	43
06SPB560	560	4040	100	567	5	-	120	517	-	102	18	200	52.5
06SPB630	630	4040	100	637	5	-	120	587	-	102	18	200	67.9
06SPB710	710	4040	100	717	5	-	120	664	9	102	9	200	96
06SPB800	800	4545	110	807	5	-	120	754	3	114	3	225	92.5
06SPB900	900	4545	110	907	5	-	120	854	3	114	3	225	109.4
06SPB1000	1.000	4545	110	1007	5	-	120	954	3	114	3	225	127.4