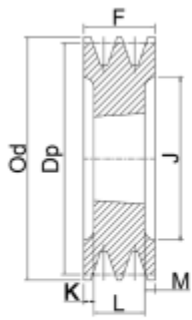
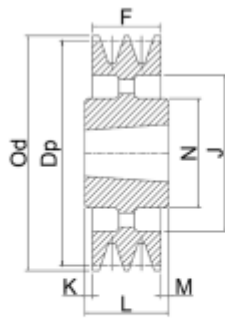


# PULEGGE SPB 5 gole

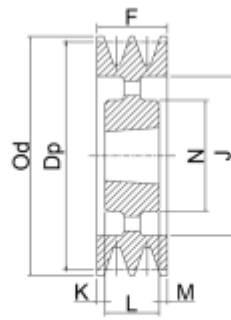
Pulley SPB 5 socket



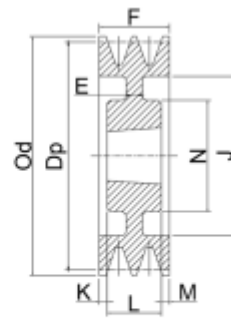
Tipo 3



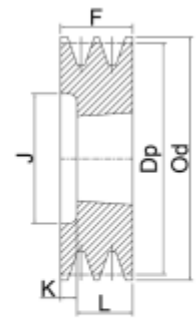
Tipo 4



Tipo 5



Tipo 6



Tipo 8

## Pulegge SPB a 5 gole

Descrizione prodotto	Diam. primitivo Dp	Misura bussola	Foro max (bussola)	Diam. esterno Od	Tipo	E	F	J	K	L	M	N	kg
05SPB125	125	2012	50	132	8	-	101	82	69	32	-	-	3.9
05SPB132	132	2517	60	139	8	-	101	89	56	45	-	-	4.05
05SPB140	140	2517	60	147	3	-	101	101	28	45	28	-	4.5
05SPB150	150	2517	60	157	3	-	101	107	28	45	28	-	5.65
05SPB160	160	2517	60	167	3	-	101	117	28	45	28	-	6.6
05SPB1603020	160	3020	60	167	3	-	101	117	28	45	-	-	6.6
05SPB170	170	3020	75	177	3	-	101	127	25	51	25	-	6.6
05SPB180	180	3020	75	187	3	-	101	137	25	51	25	-	7.9
05SPB190	190	3020	75	197	3	-	101	147	25	51	25	-	9
05SPB200	200	3020	75	207	3	-	101	157	25	51	25	-	10.6
05SPB212	212	3020	75	219	3	-	101	169	25	51	25	-	12.5
05SPB224	224	3020	75	231	3	-	101	181	25	51	25	-	13.6
05SPB236	236	3535	90	243	3	-	101	193	6	89	6	-	19
05SPB250	250	3535	90	257	3	-	101	207	6	89	6	-	22.4
05SPB280	280	3535	90	287	6	18	101	237	6	89	6	170	20.5
05SPB300	300	3535	90	307	6	18	101	257	6	89	6	170	21.6
05SPB315	315	3535	90	322	6	18	101	272	6	89	6	170	23
05SPB335	335	3535	90	342	5	-	101	292	6	89	6	170	23.6
05SPB355	355	3535	90	362	5	-	101	312	6	89	6	170	22.5
05SPB400	400	3535	90	407	5	-	101	357	6	89	6	170	27
05SPB450	450	3535	90	457	5	-	101	407	-	89	12	170	30.7
05SPB500	500	3535	90	507	5	-	101	457	-	89	12	170	36
05SPB560	560	4040	100	567	4	-	101	517	-	102	1	200	49
05SPB630	630	4040	100	637	4	-	101	587	-	102	1	200	55.3
05SPB710	710	4040	100	717	4	-	101	664	0.5	102	0.5	200	78
05SPB800	800	4040	100	807	4	-	101	754	0.5	102	0.5	200	72.4
05SPB900	900	4545	110	907	4	-	101	854	6.5	114	6.5	225	93.1
05SPB1000	1.000	4545	110	1007	4	-	101	954	6.5	114	6.5	225	110.5

N.B. Il tipo 4 e 5 sono pulegge a raggi.  
Le dimensioni non funzionali possono variare.