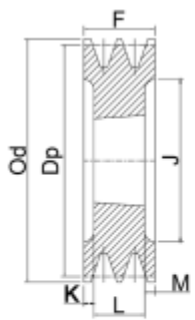
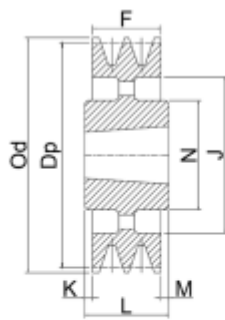


# PULEGGE SPA 6 gole

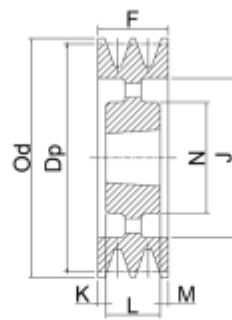
Pulley SPA 6 socket



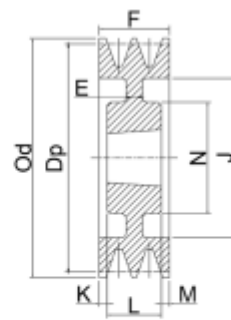
Tipo 3



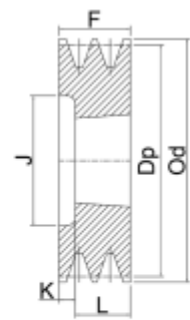
Tipo 4



Tipo 5



Tipo 6



Tipo 8

## Pulegge SPA a 6 gole

Descrizione prodotto	Diam. primitivo Dp	Misura bussola	Foro max (bussola)	Diam. esterno Od	Tipo	E	F	J	K	L	M	N	kg
06SPA100	100	1615	42	105.5	3	-	95	70	28.5	38	28.5	-	2.35
06SPA106	106	2012	50	111.5	8	-	95	76	63	32	-	-	2.2
06SPA112	112	2012	50	117.5	8	-	95	80	63	32	-	-	2.6
06SPA118	118	2012	50	123.5	8	-	95	86	63	32	-	-	3.4
06SPA125	125	2012	50	130.5	3	-	95	92	31.5	32	31.5	-	3.6
06SPA132	132	2517	60	137.5	3	-	95	98	25	45	25	-	4
06SPA140	140	2517	60	145.5	3	-	95	106	25	45	25	-	4.6
06SPA150	150	2517	60	155.5	3	-	95	116	25	45	25	-	5.3
06SPA160	160	2517	60	165.5	3	-	95	126	25	45	25	-	6.3
06SPA170	170	2517	60	175.5	3	-	95	136	25	45	25	-	7.3
06SPA180	180	3020	75	185.5	3	-	95	146	22	51	22	-	8.2
06SPA190	190	3020	75	195.5	3	-	95	156	22	51	22	-	8.7
06SPA200	200	3020	75	205.5	3	-	95	165	22	51	22	-	10
06SPA212	212	3020	75	217.5	3	-	95	178	22	51	22	-	11.2
06SPA224	224	3020	75	229.5	3	-	95	189	22	51	22	-	12.8
06SPA236	236	3020	75	241.5	6	20	95	202	22	51	22	150	11.8
06SPA250	250	3020	75	255.5	6	20	95	215	22	51	22	150	13.2
06SPA280	280	3535	90	285.5	6	20	95	245	3	89	3	170	18.7
06SPA300	300	3535	90	305.5	6	20	95	265	3	89	3	170	21.8
06SPA315	315	3535	90	320.5	6	20	95	280	3	89	3	170	22.7
06SPA355	355	3535	90	360.5	5	-	95	320	3	89	3	170	24.3
06SPA400	400	3535	90	405.5	5	-	95	365	3	89	3	170	28
06SPA450	450	3535	90	455.5	5	-	95	415	3	89	3	170	32.2
06SPA500	500	3535	90	505.5	5	-	95	465	3	89	3	170	38.2
06SPA560	560	3535	90	565.5	5	-	95	525	3	89	3	170	39.4
06SPA630	630	4040	100	635.5	4	-	95	595	3.5	102	3.5	200	50
06SPA800	800	4040	100	805.5	4	-	95	765	3.5	102	3.5	200	69